



## **GOLDEN TEMPLE**



AMRITSAR

## **SPECIFICATIONS FOR** **MODULAR KITCHEN EQUIPMENT**

Dated: 12/08/2014

### **ARCHITECT**


HABITAT ARCHITECTS 1777, MAHARAJ NAGAR, LDH.


### **CLIENT**


SHIROMANI GURDWARA PARBANDHAK COMMITTEE.

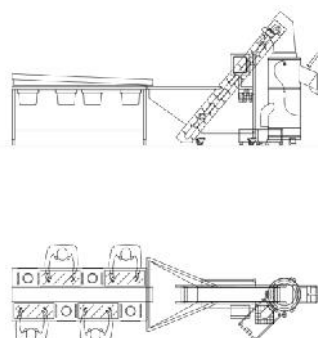



GOLDEN TEMPLE - AMRITSAR				
BILL OF QUANTITY FOR MODULAR KITCHEN EQUIPMENT				
ITEM	QTY	DESCRIPTION	UNIT	AMOUNT
NO.			RATE	
<b>BASEMENT FLOOR</b>				
<b>HOT FOOD PREP AREA</b>				
K-04	8	TILTING PRESSURE BRATT PAN		
K-06	3	LIFTER		
K-14	8	TILTING STEAM KETTLE		
<b>FIRST FLOOR</b>				
<b>COMMISSARY KITCHEN</b>				
CK-02	2	ONION PEELER		
CK-06	3	GARLIC PEELER		
CK-10	2	VEG WASHER		
CK-11	2	VEG CUTTER MACHINE		
CK-12	2	POTATO PEELER		


ITEM NO : K-04			TILTING PRESSURE BRATT PAN		
QUANTITY: 8					
SIZE					
Width: 2000 mm	Depth: 1840 mm	Height: 1840 mm			
CAPACITY	300 Liter				
M.E.P REQUIREMENT			SPECIFICATIONS		
PLUMBING :			<ul style="list-style-type: none"> <li>• LPG gas operated</li> <li>• Top, front and side panels in AISI 304 stainless steel</li> <li>• Pan with all edges rounded</li> <li>• Multipurpose cooking surface: compound in special 18 mm thick AISI 304 SS</li> <li>• Thermal insulation of the pan</li> <li>• Safety valve on lid to avoid over pressure</li> <li>• Double jacketed counter balanced lid.</li> <li>• Burner with electronic ignition</li> <li>• With temperature limiter</li> <li>• Auto motorized tilting mechanism MANUAL</li> <li>• With programmable electronic microprocessor controls</li> <li>• Tilting interlocking</li> <li>• Without Stirring Unit</li> </ul>		
Cold	Ø	½"			
Hot	Ø	NA			
Waste	Ø	NA			
ELECTRIC :					
Power	0.2 KW				
Voltage	220-50-1				
EXHAUST					
NA					
GAS:					
BTU	182500				
Con.	Ø	¾"			
ACCESSORIES:			Mixing tap (2 hand)l/h,		
SPECIAL NOTE:					
PREFERRRED MAKE AND MODEL					
NILMA					
SALSAMAT					

ITEM NO : K-06				LIFTER			
QUANTITY: 3							
SIZE							
Width: 1100 mm	Depth: 1350 mm	Height: 2650 mm					
CAPACITY	1470 mm High						
M.E.P REQUIREMENT				SPECIFICATIONS			
PLUMBING :				<ul style="list-style-type: none"> <li>Lifter capacity to lift and tip the standard 200 or 300 litre</li> <li>Tilting elevator</li> <li>Stainless steel AISI 304, the lifting chain in hardened black steel internal direction.</li> <li>Steering gear motor 1,1 kW. Motor with self braking.</li> <li>Slipping wheels.</li> <li>direction drive manufactured in high density plastic material.</li> </ul>			
Cold	∅	NA					
Hot	∅	NA					
Waste	∅	NA					
ELECTRIC :							
Power	1.1 K.W.						
Voltage	440.50.3 Ph						
Gas:							
BTU	NA						
Con.	∅	NA	mm				
ACCESSORIES:							
SPECIAL NOTE:							
PREFERRED MAKE AND MODEL							
NILMA							
ELEVATOR							


ITEM NO : K-14				TILTING STEAM KETTLE			
QUANTITY: 8							
SIZE							
Width: 1755 mm	Depth: 1590 mm	Height: 1180 mm					
CAPACITY	500 Liter						
M.E.P REQUIREMENT				SPECIFICATIONS			
PLUMBING :				<ul style="list-style-type: none"> <li>• LPG Gas operated</li> <li>• Indirect Heat</li> <li>• Internal frame and external panels are in AISI 304 stainless steel.</li> <li>• AISI 316L stainless steel cooking vessel and double jacket.</li> <li>• Safety thermostat</li> <li>• Thermal insulation around the kettle</li> <li>• Low water cut off</li> <li>• Counter balanced lid</li> <li>• Circular burner with electronic ignition and monitoring</li> <li>• With temperature limiter</li> <li>• Auto motorized tilting mechanism</li> <li>• With programmable electronic microprocessor controls</li> <li>• Tilting interlocking</li> <li>• Temperature sensor located on the bottom of the kettle</li> <li>• Variable heating.</li> </ul>			
Cold	Ø	½"					
Hot	Ø	½"					
Waste	Ø	NA					
ELECTRIC :							
Power	0.2 KW						
Voltage	220-50-1						
EXHAUST							
NA							
GAS:							
BTU	92200						
Con.	Ø	1"					
ACCESSORIES:							
SPECIAL NOTE:							
PREFERRED MAKE AND MODEL							
FIREX		NILMA					
500							


ITEM NO : CK-02		ONION PEELING MACHINE			
QUANTITY: 2					
SIZE					
Width: 4980 mm	Depth: 1200 mm			Height: 950+1160 mm	
CAPACITY	Loading : 7 Kg. Peeling : 2 Minutes approx.				
M.E.P REQUIREMENT		SPECIFICATIONS			
PLUMBING :		<ul style="list-style-type: none"> <li>All construction of 304 grade stainless steel.</li> <li>Feet in aluminium.</li> <li>Feeding hopper with safety micro switch.</li> <li>Product discharge opening with operator's guard.</li> <li>The motor protected against power overload.</li> <li>Peeling disk directly coupled to the motor.</li> <li>External cylinder to collect &amp; convey skins to the drain.</li> <li>Unit with Sorting Table &amp; Conveyor Belt</li> </ul>			
Cold	Ø			¾"	
Hot	Ø			NA	
Waste	Ø			3" Dr- Waste	
ELECTRIC :					
Power	0.75 K.W.				
Voltage	440.50.3 Ph				
Gas:					
BTU	NA				
Con.	Ø	NA	mm		
ACCESSORIES:		Skin collection filter			
SPECIAL NOTE:					
PREFERRED MAKE AND MODEL					
NILMA					
MAXIM – 80802000+83402094+ 83303200					

ITEM NO : CK-06				GARLIC PEELER			
QUANTITY: 3							
SIZE							
Width: 470 mm	Depth: 595 mm	Height: 900 mm					
CAPACITY		Loading : 5 Kg. Peeling Time : 2-3 Minutes.					
M.E.P REQUIREMENT				SPECIFICATIONS			
PLUMBING :				<ul style="list-style-type: none"> <li>• All construction of 304 grade stainless steel.</li> <li>• Feet in aluminium.</li> <li>• Transparent plastic Lid.</li> <li>• Safety micro switch.</li> <li>• Product outlet door with safety guard and closing handle.</li> <li>• Geared motor protected against power overload.</li> <li>• SS Peeling disk directly coupled to the motor.</li> <li>• Machine to convey skins to the drain.</li> </ul>			
Cold	Ø	¾"					
Hot	Ø	NA					
Waste	Ø	3" Dr- Waste					
ELECTRIC :							
Power	0.4 K.W.						
Voltage	440.50.3 Ph						
Gas:							
BTU	NA						
Con.	Ø	NA	mm				
ACCESSORIES:							
SPECIAL NOTE:							
PREFERRED MAKE AND MODEL IN ALPHABETICAL ORDER							
NILMA							
BOXER							

ITEM NO : CK-10				VEG WASHER			
QUANTITY: 2							
SIZE							
Width: 4470 mm	Depth: 1150 mm	Height: 1797 mm					
CAPACITY							
M.E.P REQUIREMENT				SPECIFICATIONS			
PLUMBING :				<ul style="list-style-type: none"> <li>• Holding frame made of 18/10 tubular stainless steel supported by legs adjustable in height.</li> <li>• Automatic control of water level in the washing drum.</li> <li>• Washing drum equipped w/ water nozzles and perforated manually removable for cleaning.</li> <li>• Product unloading belt operated by a geared motor. And also, side edges and bottom grating manually removable for cleaning.</li> <li>• Rinse sprayers fed w/ water from the mains, equipped with solenoid valve controlled by the unloading belt operation.</li> <li>• Counter –drum divided in two sections, 1<sup>st</sup>&amp; 2<sup>nd</sup> washing, With drain pipe.</li> </ul>			
Cold	∅	1-1/2"					
Hot	∅	NA					
Waste	∅	2 "1/2 Dr- Waste					
ELECTRIC :							
Power	7.35 K.W.						
Voltage	440.50.3 Ph						
Gas:							
BTU	NA						
Con.	∅	NA	mm				
ACCESSORIES:							
SPECIAL NOTE:							
PREFERRED MAKE AND MODEL IN ALPHABETICAL ORDER							
NILMA							
ATIRMATIC 700							



ITEM NO : CK-11				VEG CUTTER MACHINE			
QUANTITY: 2							
SIZE							
Width: 1770 mm	Depth: 671 mm	Height: 1519 mm					
CAPACITY							
M.E.P REQUIREMENT				SPECIFICATIONS			
PLUMBING :				<ul style="list-style-type: none"> <li>Cutter has adjustable speed conveyor &amp; conveyed towards the knife by pressing belt located above the inlet.</li> <li>The cutter can also be effectively used in the fresh cut sector, in line w/ the Atimatic washer or for the preparation of seafood salads.</li> <li>Control panel w/ on/off control, power indicator, and emergency stop.</li> <li>Safety guards on infeed conveyor on product discharge and on mechanical parts casing.</li> <li>Output from 200 to 4000kg/h.</li> </ul>			
Cold	∅	1-1/2"					
Hot	∅	NA					
Waste	∅	3" Dr- Waste					
ELECTRIC :							
Power	7.35 K.W.						
Voltage	220.50.1 Ph						
Gas:							
BTU	NA						
Con.	∅	NA	mm				
ACCESSORIES:				Two high – resistance treated stainless steel blades 1st from 0.5 to 40mm & 2 <sup>nd</sup> 2 to 80mm. 4 s/s wheels (2 fixed & 2 2 castors with brake)			
SPECIAL NOTE:							
PREFERRED MAKE AND MODEL IN ALPHABETICAL ORDER							
NILMA							
TVN 202							

ITEM NO :CK-12				POTATO PEELER			
QUANTITY: 2				<p style="text-align: center;">Tentative Image</p> 			
SIZE							
Width: 5400 mm	Depth: 1310 mm	Height: 2270 mm					
CAPACITY 200 Kgs							
M.E.P REQUIREMENT				SPECIFICATIONS			
PLUMBING :				<ul style="list-style-type: none"> <li>Elevator for double versions made of 18/10 satin-finished stainless steel.</li> <li>Equipped with feeding hopper with pre-washing system.</li> <li>Potato finishing vat, 4 or 6/8-ststions, made of satin-finished 18/10 stainless steel.</li> <li>Cutting boards made of non-toxic material, with waste drop opening &amp; underlying disposal bin.</li> <li>Double –discharge elevator equipped with an air-operated product, diverting device.</li> <li>Low voltage control board including : power on light, loading programmer, peeling programmer, potato peeler start button, elevator start button, cycle stop button, manual/automatic selector for door opening.</li> </ul>			
Cold	∅	¾"					
Hot	∅	NA					
Waste	∅	2"					
ELECTRIC :							
Power	2.6 H.P.						
Voltage	440.50.3						
EXHAUST							
NA							
GAS:							
BTU	NA						
Con.	∅	NA	mm				
ACCESSORIES:							
SPECIAL NOTE:							
PREFERRED MAKE AND MODEL IN ALPHABETICAL ORDER							
NILMA							
PIONEER K/30 DOUBLE (BI-DIRECTIONAL LINE)							